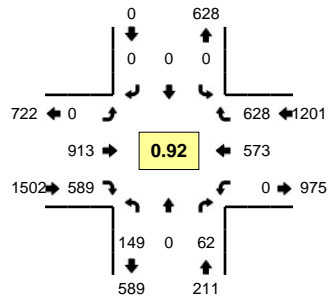


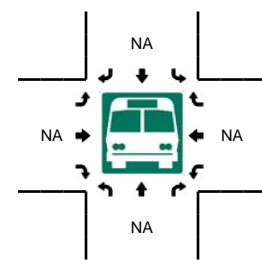
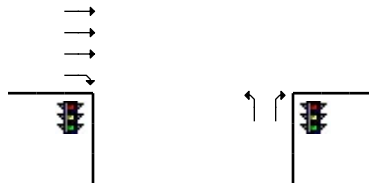
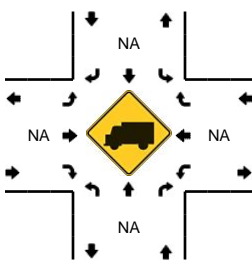
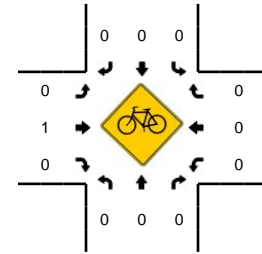
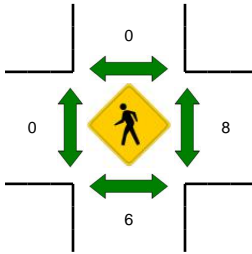
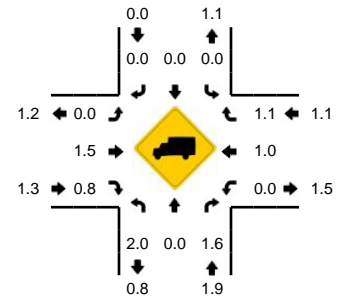


**LOCATION:** I-5 NB Ramps -- Trospers Rd SW  
**CITY/STATE:** Tumwater, WA

**QC JOB #:** 10755006  
**DATE:** Tue, May 08 2012



**Peak-Hour: 4:45 PM -- 5:45 PM**  
**Peak 15-Min: 5:05 PM -- 5:20 PM**



5-Min Count Period Beginning At	I-5 NB Ramps (Northbound)				I-5 NB Ramps (Southbound)				Trospers Rd SW (Eastbound)				Trospers Rd SW (Westbound)				Total	Hourly Totals
	Left	Thru	Right	U	Left	Thru	Right	U	Left	Thru	Right	U	Left	Thru	Right	U		
4:00 PM	8	0	9	0	0	0	0	0	0	76	44	0	0	43	33	0	213	
4:05 PM	8	0	3	0	0	0	0	0	0	67	49	0	0	46	60	0	233	
4:10 PM	9	0	3	0	0	0	0	0	0	77	45	0	0	52	43	0	229	
4:15 PM	17	0	5	0	0	0	0	0	0	64	46	0	0	42	45	0	219	
4:20 PM	8	0	9	0	0	0	0	0	0	95	56	0	0	45	49	0	262	
4:25 PM	11	0	6	0	0	0	0	0	0	67	43	0	0	41	46	0	214	
4:30 PM	7	0	8	0	0	0	0	0	0	82	53	0	0	52	56	0	258	
4:35 PM	22	0	8	0	0	0	0	0	0	49	52	0	0	45	63	0	239	
4:40 PM	8	0	6	0	0	0	0	0	0	82	28	0	0	52	66	0	242	
4:45 PM	15	0	5	0	0	0	0	0	0	74	51	0	0	46	65	0	256	
4:50 PM	7	0	7	0	0	0	0	0	0	62	44	0	0	40	44	0	204	
4:55 PM	11	0	6	0	0	0	0	0	0	73	52	0	0	31	42	0	215	2784
5:00 PM	13	0	9	0	0	0	0	0	0	74	37	0	0	55	47	0	235	2806
5:05 PM	13	0	4	0	0	0	0	0	0	74	55	0	0	49	74	0	269	2842
5:10 PM	14	0	6	0	0	0	0	0	0	69	45	0	0	55	58	0	247	2860
5:15 PM	15	0	4	0	0	0	0	0	0	85	56	0	0	63	56	0	279	2920
5:20 PM	13	0	5	0	0	0	0	0	0	89	35	0	0	47	59	0	248	2906
5:25 PM	7	0	4	0	0	0	0	0	0	91	44	0	0	61	48	0	255	2947
5:30 PM	21	0	2	0	0	0	0	0	0	59	56	0	0	34	43	0	215	2904
5:35 PM	10	0	4	0	0	0	0	0	0	82	46	0	0	56	41	0	239	2904
5:40 PM	10	0	6	0	0	0	0	0	0	81	68	0	0	36	51	0	252	2914
5:45 PM	10	0	5	0	0	0	0	0	0	64	44	0	0	30	34	0	187	2845
5:50 PM	10	0	1	0	0	0	0	0	0	81	38	0	0	55	41	0	226	2867
5:55 PM	7	0	5	0	0	0	0	0	0	66	39	0	0	31	43	0	191	2843
Peak 15-Min Flowrates	Northbound				Southbound				Eastbound				Westbound				Total	
	Left	Thru	Right	U	Left	Thru	Right	U	Left	Thru	Right	U	Left	Thru	Right	U		
All Vehicles	168	0	56	0	0	0	0	0	0	912	624	0	0	668	752	0	3180	
Heavy Trucks	0	0	0	0	0	0	0	0	0	24	4	0	0	8	8	0	44	
Pedestrians		8				0				0				12			20	
Bicycles	0	0	0		0	0	0		0	0	0		0	0	0		0	
Railroad																		
Stopped Buses																		

Comments: