

LMD ASSESSMENT UPDATE – THE NUMBERS

BARNES LAKE STEERING COMMITTEE



WHY IS THE BLMD RAISING RATES?

- No increase in rates since 2005
- Annual cost increases
- Effective & appropriate treatment methods
- No treatment = 2005 conditions





1946



1962



1970



1983



2008



1996



2003



2004



2007





2012



2018



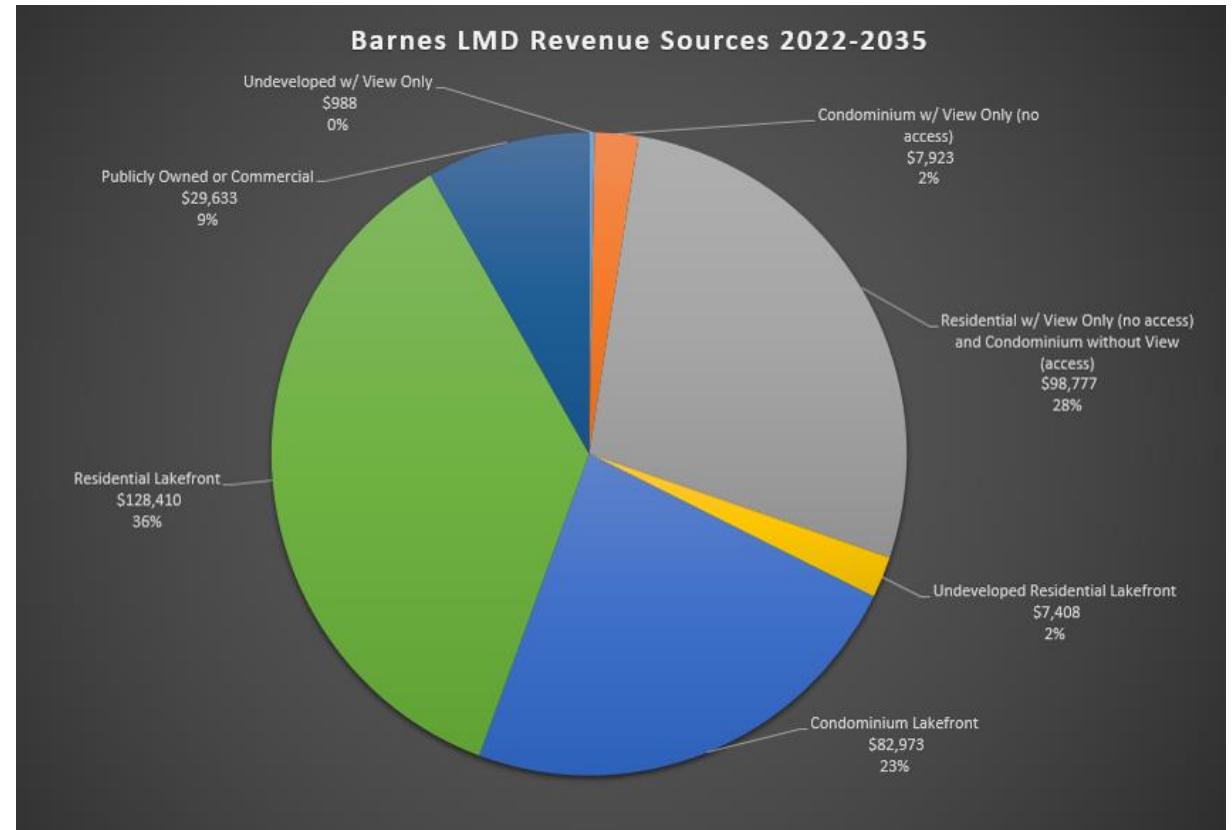
2020



WHERE DOES THE LMD FUNDS COME FROM?

\$17,305

ASSESSMENT TYPE	ASSESSMENT VALUE	# OF UNITS
Undeveloped w/ View Only	\$48.00 Count	1
Condominium w/ View Only (no access)	\$77.00 Count	5
Residential w/ View Only (no access) and Condominium without View (access)	\$96.00 Count	50
Undeveloped Residential Lakefront	\$120.00 Count	3
Condominium Lakefront	\$192.00 Count	21
Residential Lakefront	\$240.00 Count	26
Publicly Owned or Commercial	\$480.00 Count	3

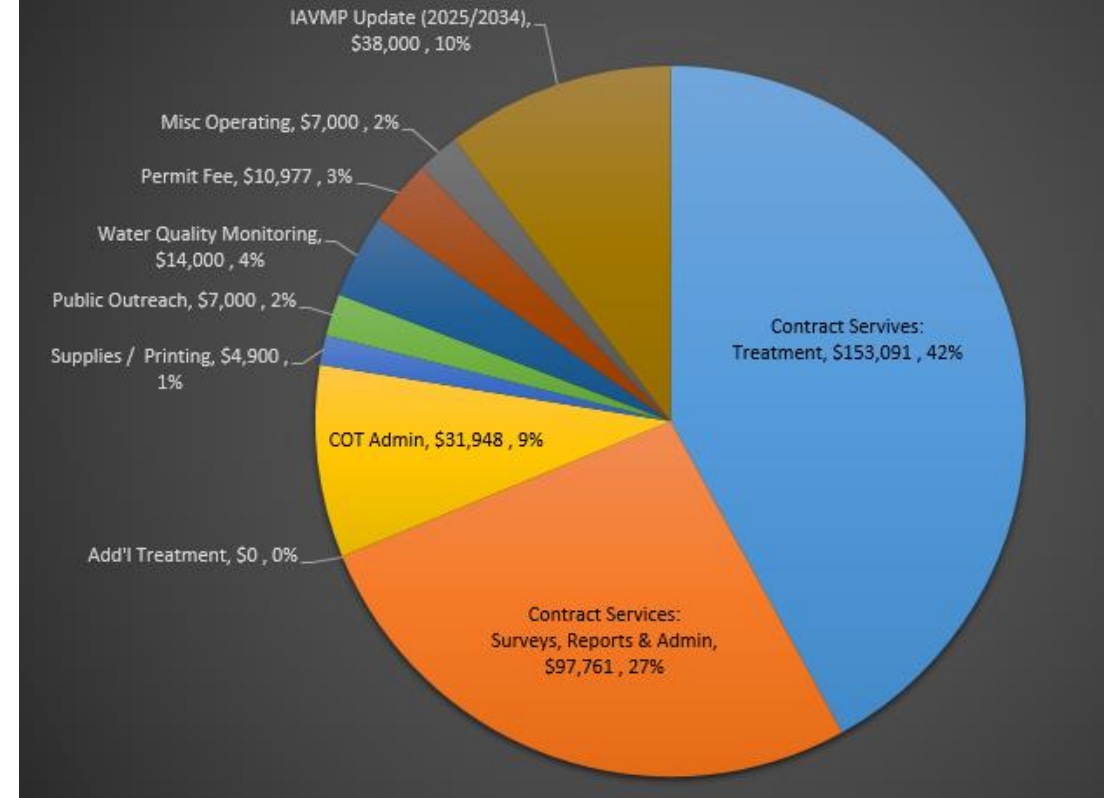


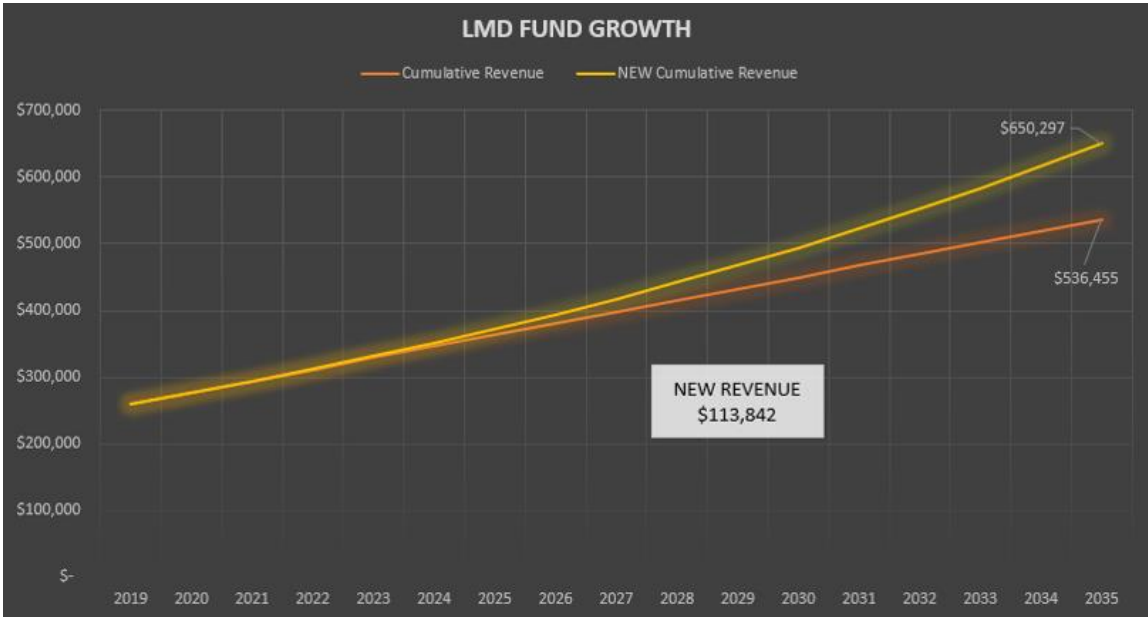
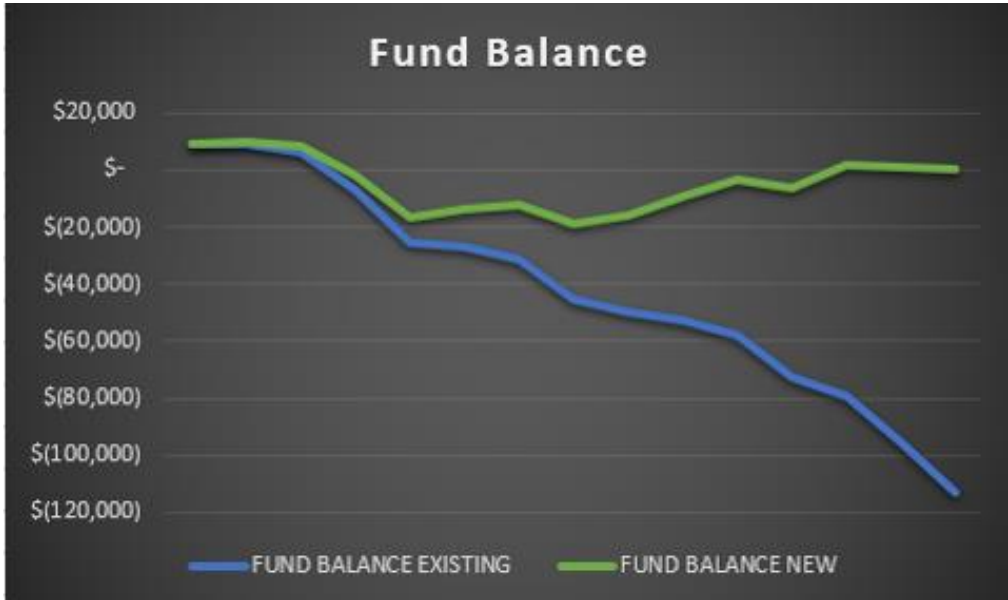
WHERE DOES OUR MONEY CURRENTLY GO?

WHERE DO MY FEES GO?



TOTAL LMD EXPENDITURES 2022-2035





WHAT DOES THE INCREASE LOOK LIKE FOR ME?

HOW MUCH WILL MY FEE INCREASE IN 2022?

RESIDENTIAL LAKEFRONT



\$12

CONDO LAKEFRONT



\$10

RESIDENTIAL W/VIEW ONLY



\$5

CONDO W/O LAKE VIEW



\$5

LAKE MANAGEMENT FEES WILL INCREASE 5% EACH YEAR.

Property Type/Current Annual Fee	2022 Annual Fee	2023 Annual Fee	2024 Annual Fee
Residential Lakefront - \$240	\$252	\$265	\$278
Residential w/ View Only - \$96	\$101	\$106	\$111
Condominium Lakefront - \$192	\$202	\$212	\$222
Condominium w/o Lake View - \$96	\$101	\$106	\$111

Fees rounded to the nearest dollar

CONDOMINIUM W/ VIEW ONLY (NO ACCESS) \$4
PUBLIC/COMMERCIAL \$24

UNDEVELOPED W/ VIEW ONLY \$2
UNDEVELOPED RESIDENTIAL LAKEFRONT \$6



QUESTIONS?

